


山晶特控

情景床头灯

使用说明书



基本参数

产品型号: DH-949
额定输入: 5V=1A
额定功率: 2.5W (20*0.5W/LED模块)
使用环境: 温度0°C~40°C、相对湿度小于90%
通讯协议: WiFi
控制方法: 涂鸦APP/涂鸦微信小程序

按键使用说明

短按 开/关灯、双击切换颜色、换场景灯光来回切换、长按5秒进入配网模式。

使用说明

1. 在各大应用商店下载涂鸦APP或“智能生活”或者扫描下面的二维码 进行下载涂鸦APP



2. 安装完“涂鸦APP”后注册账号并登录

添加设备

通电情况下长按床头灯上的按键5秒后床头灯会进入呼吸状态这时候就可以打开手机蓝牙打开“涂鸦APP”进行配网。

(1) 点击APP首页右上角 (2) 点击已搜索出来的设备的“+”点添加设备




(3) 输入WiFi名称和密码后按提示进行操作



SHANJING Special Control

Scene bed lamp

operation instruction



Basic parameters

Product model: DH-949
Rated input: 5V=1A
Rated power: 2.5W(20* 0.5W per LED module)
Operating environment: Temperature 0°C~40°C, Relative humidity less than 90%
Communication protocol: WiFi
Control method: Tuya APP / Tuya WeChat Mini Program

Button Usage Instructions

Short press to turn on/off the lights; double-click to switch between seven colors of colorful lights and switch back and forth; long press for 5 seconds to enter the network configuration mode.

Instruction Manual

1. Download the Doodle APP or "Smart Life" from the major app stores, or scan the following QR code to download the Doodle APP.



2. After installing the "Doodle APP", register an account and log in.

Add equipment

When the power is on, press and hold the button on the bedside lamp for 5 seconds, and the bedside lamp will enter the breathing state. At this time, you can turn on the Bluetooth on your mobile phone and open the "Doodle APP" to pair it.

(1) Click on the "+" button at the top right corner of the APP home page to add the device.



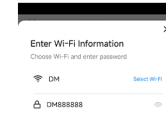
(2) Click on the devices that have been searched for



注意事项

说明书仅为示意图参考。由于产品的更新与升级，产品实物与说明书 略有差异，请以实物为准。

(3) Enter the WiFi name and password, then follow the prompts to proceed with the operation.



Notes for Attention

The instruction manual is only for reference purposes. Due to product updates and upgrades, there may be slight differences between the actual product and the manual. Please refer to the actual product for accuracy.